
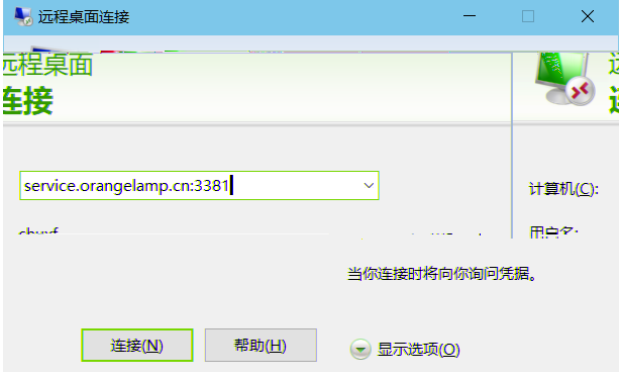
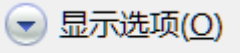


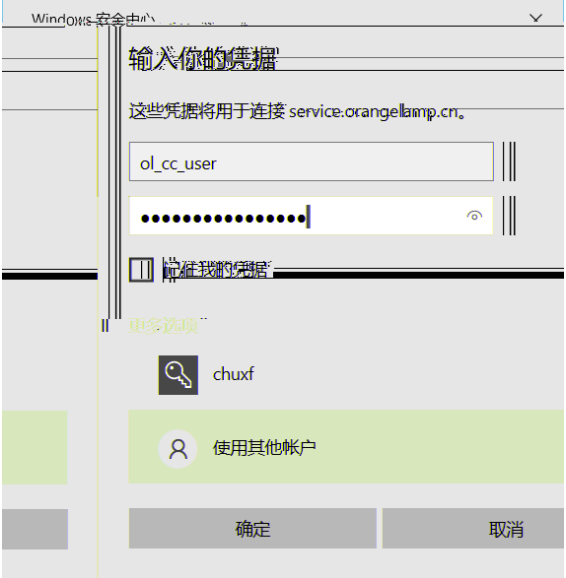

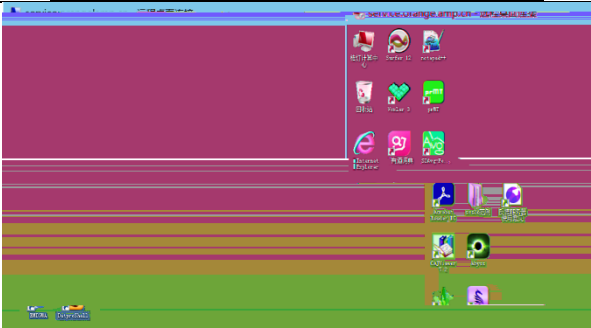


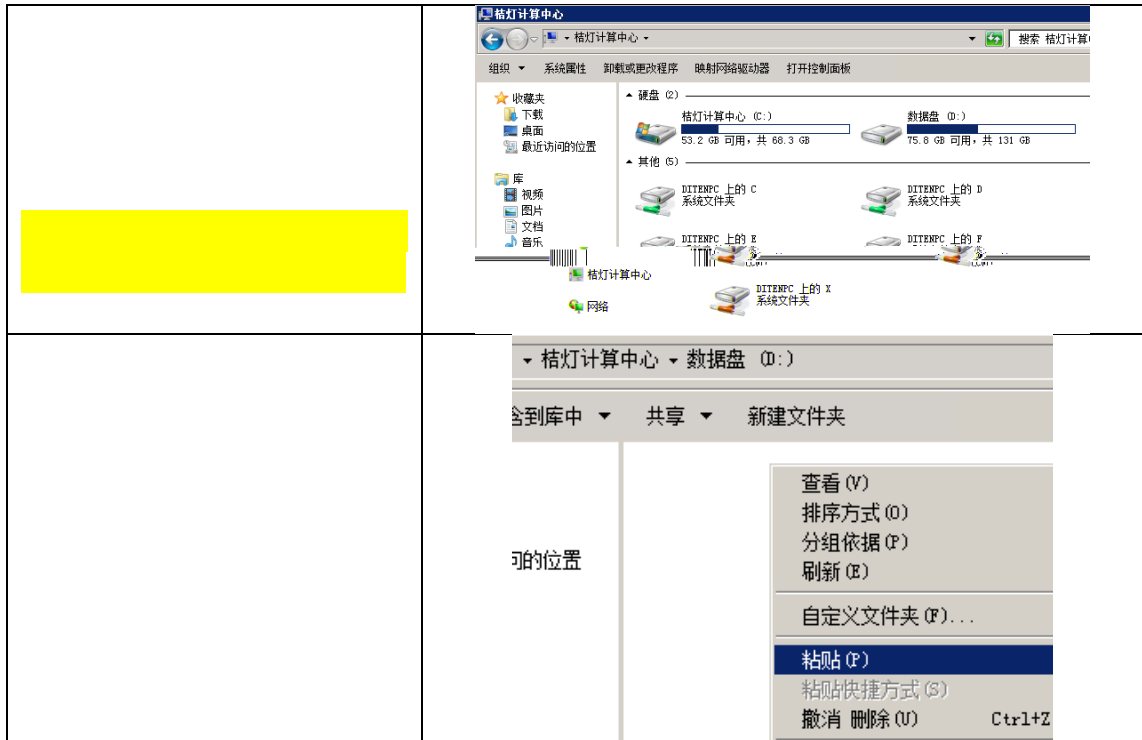
 <p>A screenshot of the Windows search interface. The search bar at the top contains the text 'mstsc'. Below the search bar, the results are categorized into '最佳匹配' (Best Match) and '搜索网页' (Search Web). Under '最佳匹配', there is a result for '远程桌面连接' (Remote Desktop Connection) with the sub-label '应用' (Application). Under '搜索网页', there is a result for 'mstsc - 查看网络搜索结果' (mstsc - View network search results). At the bottom of the search results, there is a search bar with 'mstsc' and '3 个项' (3 items) below it. The taskbar at the bottom shows the Start button, task view, and a '计算中心' (Computations) icon.</p>
	 <p>A screenshot of the '远程桌面连接' (Remote Desktop Connection) dialog box. The title bar reads '远程桌面连接'. The main area contains a text box with the address 'service.orangelamp.cn:3381'. Below the text box, there are fields for '计算机(C):' (Computer) and '用户名(U):' (Username). A message at the bottom states '当你连接时将向你询问凭据。' (When you connect, you will be prompted for credentials.). At the bottom of the dialog, there are three buttons: '连接(N)' (Connect), '帮助(H)' (Help), and '显示选项(O)' (Show Options).</p>
	 <p>A close button for the '显示选项(O)' (Show Options) dialog, consisting of a downward-pointing arrow and the text '显示选项(O)'.</p>

	<p>常规 显示 本地资源 体验 高级</p> <p>显示配置</p> <p>选择远程桌面的大小。将滑块拖动到最右边来使用全屏(S)。</p> <p>小  大</p> <p>全屏</p> <p><input type="checkbox"/> 将我的所有监视器用于远程会话(U)</p> <p>颜色</p> <p>选择远程会话的颜色深度(C)。</p> <p>真彩色(24 位)</p> <p><input checked="" type="checkbox"/> 全屏显示时显示连接栏(B)</p>
	<p>常规 显示 本地资源 体验 高级</p> <p>远程音频</p> <p>配置远程音频设置。</p> <p>设置(S)...</p> <p>键盘</p> <p>应用 Windows 组合键(K):</p> <p>仅在全屏显示时</p> <p>示例: Alt+Tab</p> <p>本地设备和资源</p> <p>打印机(T) <input checked="" type="checkbox"/> 剪贴板(L) <input checked="" type="checkbox"/> 挂起(S)</p> <p>详细信息(M)...</p>
	<p>本地设备和资源</p> <p>打印机(T) <input checked="" type="checkbox"/> 剪贴板(L) <input checked="" type="checkbox"/> 挂起(S)</p> <p>详细信息(M)...</p> <p>Fix Tools(F)</p>
	<p>常规 显示 本地资源 体验 高级</p> <p>性能</p> <p>选择本端设备最佳性能(N)</p> <p>WAN (10 Mbps 或更高速度, 高延迟)</p> <p>允许以下功能:</p> <p><input type="checkbox"/> 桌面背景(B)</p> <p><input checked="" type="checkbox"/> 字体平滑(F)</p> <p><input checked="" type="checkbox"/> 桌面合成(D)</p> <p><input checked="" type="checkbox"/> 拖动时显示窗口内容(S)</p> <p><input type="checkbox"/> 菜单和窗口动画(M)</p> <p><input checked="" type="checkbox"/> 视觉样式(V)</p> <p>图缓存(A) <input checked="" type="checkbox"/> 持久位</p> <p>连接中断, 则重新连接(E) <input checked="" type="checkbox"/> 如果连</p>
	<p>连接(N)</p>



愿您有个愉快的远程软件使用感受!

